

nola®



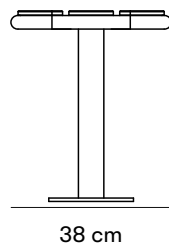
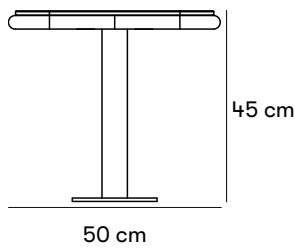
Gry Stool

Design Fredrik Mattson

Gry stool is part of a furniture group from Nola that was designed with a focus on comfort, functionality and durability. These characteristics come together in a clear expression of simplicity, enabling Gry to voice contemporary elegance. Each product in the Gry series is crafted with restrained proportions and authentic materials, their outlines softened by rounded steel parts forming each frame.

CERTIFICATION





Dimensions and weight

Length: 50 cm

Height: 45 cm

Depth: 38 cm

Weight 12 kg

Individual dimensions

Wood components: 105 x 32 mm

Steel pipe: Frame: Ø 32 mm. Legs: Ø 60 mm

Foot plate: Ø 200 mm

Product numbers and combinations

U14-21 Gry Stool

B11-06 Additional fee for choosing powder-coating in a non-standard colour

Append to product number

WOOD AND FINISH

EK for oiled oak.

LIN for linax impregnated pine.

METAL SURFACE FINISH

RAL 3005

RAL 6015

RAL 9005






C for any color of steel, at an additional cost.

INSTALLATION TYPE

N for surface mount.

M for in-ground.

Standard colours

-  RAL 6015
-  RAL 3005
-  RAL 9005
-  Oiled oak
-  Linax impregnated pine

Materials and surface treatments

Pine

Nola's pine is of high quality and comes from sustainable forestry. Pine is an environmentally friendly, domestically produced material. Damaged or untreated pine is quite easily attacked by decomposition processes; therefore, it is particularly important to repair damaged surfaces.

Oak

Oak is a heavy, hard and medium tough wood. Moderately dimensionally stable in case of moisture changes. Oak wood blackens if it is exposed to moisture or wetness for a long time. However, it does not affect the other properties of the wood. Thanks to its hardness and toughness, the oak wood is suitable for furniture and other use in exposed environments.

Wood oil

Wood oil provides good protection against the stresses of the outdoor climate and at the same time highlights the wood's natural appearance and properties.

Linax

Linax is a linseed oil-based impregnation that provides extra long durability in outdoor environments and corresponds to impregnation class AB. The impregnated wood turns gray over time, which means that it should be re-oiled if necessary. Use a linseed-based oil for impregnated materials.

After traditional impregnation according to NTR AB, the wood is boiled in a hot linseed oil with or without color pigments under vacuum. The oil is penetrated into the surface on all six sides, which reduces moisture absorption in the wood and gives a dimensionally stable product over time. The result is a dried product with good resistance to rot that also has long maintenance intervals. Linax-impregnated furniture is intended for outdoor environments only.

Steel

Nola uses high-quality steel with good strength in our products. Steel rusts if left untreated and must therefore be surface treated.

Electrogalvanized

Electrogalvanizing (also known as zinc plating) provides corrosion protection through the sacrifice of zinc ions. It is created via a zinc coating on the steel using an electric current.

Powder coating

Powder coating is a coating that is applied as a free-flowing, dry powder. Unlike conventional liquid paint, powder coating is usually applied electrostatically and then cured under heat or with ultraviolet light. The result is an even, hard-wearing coloured surface with the desired gloss level.

Assembly and placement

In-ground

Cast in ground.

Surface mount

Can be bolted above ground, to the floor or to a cast-in-place foundation. Bolts not included.

Maintenance

Gloss 70. Powder coating can be ordered in a spray bottle.

Powdercoated steel

Products that are powder-coated can be touch-up painted with alkyd paint.

Oiled oak

Oiled oak should be oiled twice a year for best protection. Good maintenance can never completely prevent stains from occurring, but oak that is not maintained will turn blacker and turn gray faster, but it still has a very long life. When re-oiling products, a finely boiled oil that penetrates the wood should be chosen over a film-forming oil.

Linax impregnated pine

Outdoor furniture requires oiling every 5 years and panel products and roofs require oiling every 12 years. Maintenance should be done with linseed oil varnish. It is important that the wood is clean and dry (max. 20% moisture content) before it is finished with oil. When washing, do not use high-pressure cleaners. Washing should be done with lukewarm water and then rinsed off with a water hose at normal pressure. Strong grease-dissolving agents should not be used, but washing should be done with a mild household detergent. Detergents containing bleach should also not be used.

The oil can be applied with a roller or brush. Too much oil can cause growth on the wood and give a sticky surface. Attacks by growth can also occur if the wood has not been sufficiently dry or cleaned before the oil is applied. Growth does not damage the wood and is relatively easy to remove, but has a tendency to return.

[Read more in our general maintenance advice at nola.se/en/care-and-maintenance](https://nola.se/en/care-and-maintenance)

Designers

Fredrik Mattson

Fredrik Mattson is trained as a furniture designer and interior architect. He graduated from the University College of Arts, Crafts and Design (Konstfack) in Stockholm in 2002. Before that, he studied cabinet-making for several years.

“No matter the design commission or choice of materials, my process is often the same. For me, it’s a matter of turning challenges into opportunities. It’s important to keep the original sketch alive and not to allow computer programs or imperfect technologies to govern the process. When I look back at my products, the ones that appear to be the simplest and most obvious are the ones that proved to be the greatest challenges. It’s often these products, too, that are closest to the original sketch.

I always try to be direct in my design work, without any deviations or short cuts.”

